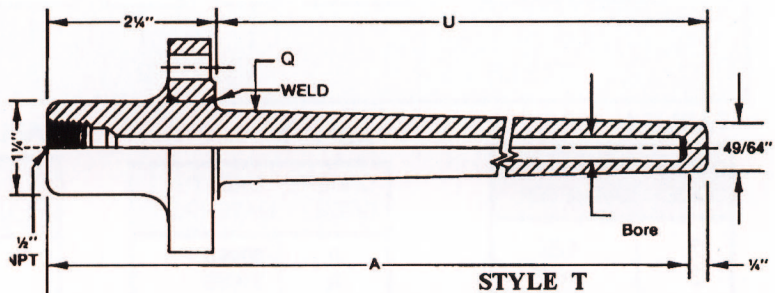
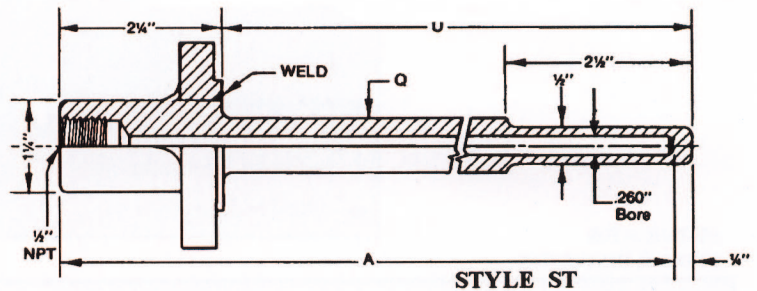



FLANGED THERMOWELLS

STEPPED * TAPERED * STRAIGHT



CODE	"Q"	BORE	STYLE
703ST	3/4"	.260	STEPPED
702ST	7/8"	.385	STEPPED
703S	3/4"	.260	STRAIGHT
702S	7/8"	.385	STRAIGHT
703T	7/8"	.260	TAPERED
702T	1 1/16"	.385	TAPERED

FLANGE CODE		
SIZE	RATING	DESIGN
1"	150#	RF= RAISED FACE
1 1/2"	300#	
2"	600#	FF = FLAT FACE
2 1/2"	900#	
3"	1500#	RTJ = RING JOINT

HOW TO ORDER:

EXAMPLE:	703T	R	1 1/2" X 150#RF	6.50"
	STYLE	MATERIAL	FLANGE CODE	" U " LENGTH
	SELECT CODE PART NUMBER FROM THE ABOVE TABLE.	P 304SS R 316SS Q 310SS J INCONEL M MONEL T TANTALUM O SPECIFY	SELECT FLANGE CODE..... SIZE, RATING AND DESIGN. FLANGE MATERIAL SAME AS SHANK UNLESS NOTED.....	REFERS TO THE INSERTION LENGTH MEASURED FROM THE BOTTOM OF THE "P" THREADS TO THE TIP OF THE THERMOWELL IN INCHES.....

MTI - INDUSTRIAL TEMPERATURE SENSORS